




**MULTIVEST**  
ASSET MANAGEMENT



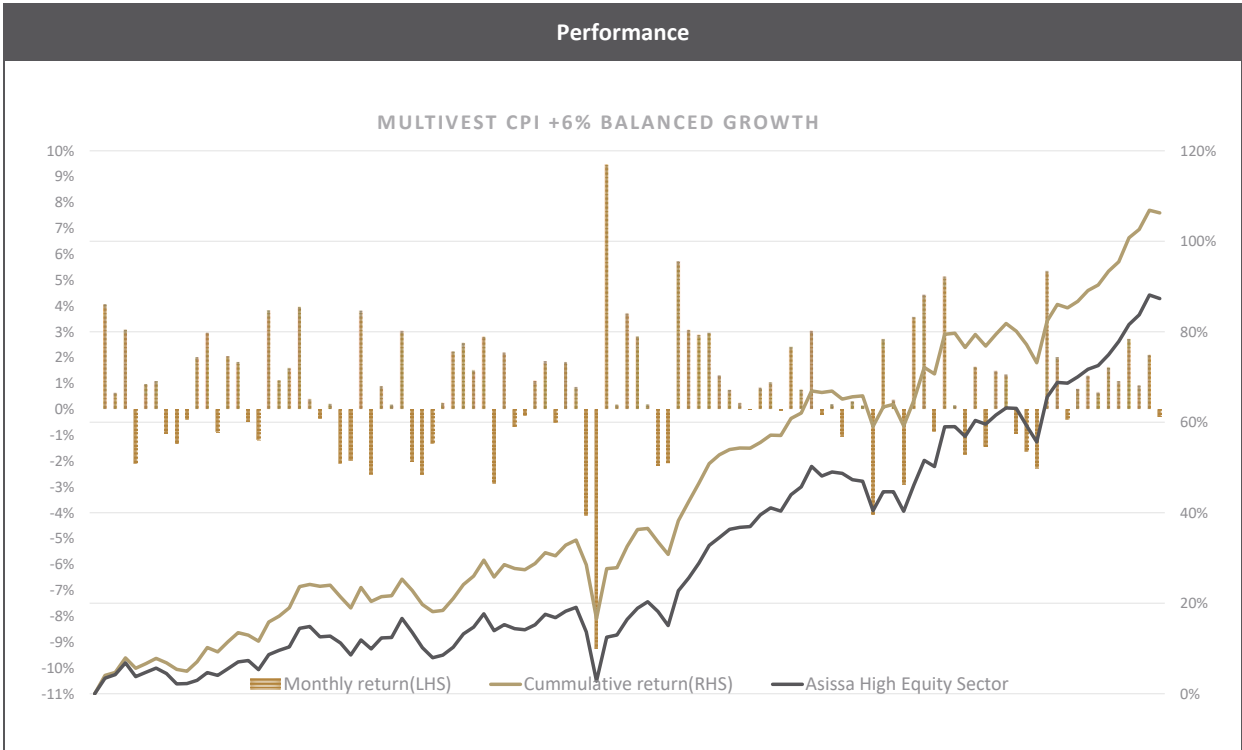
Multinvest CPI+6% Balanced Growth Portfolio

Portfolio update as at 31 October 2024



**Objective**

The Multinvest Balanced Growth portfolio is a wrap fund which aims to outperform SA CPI+6% over a rolling 6 year period and is comparable to the ASISA High Equity Sector. It has a Moderate to Aggressive risk profile and is suitable for Individuals seeking to aggressively accumulate capital over the long term. It is not suitable for those seeking capital protection over the short term. It will invest only in regulated Collective Investment Schemes domiciled in South Africa and is Regulation 28 compliant, thus suitable for pension investments.



\*All performance numbers quoted prior to inception are based on the backtested results of current holdings

Asset Allocation	Top 5 Holdings
	RSA BCI Balanced Fund
	Sygnia Skeleton Balanced 40
	Sygnia Skeleton Balanced 60
	Sasfin BCI Flexible Income
	RSA BCI Cautious Fund
	Annual Management Charge(AMC): 0,35%

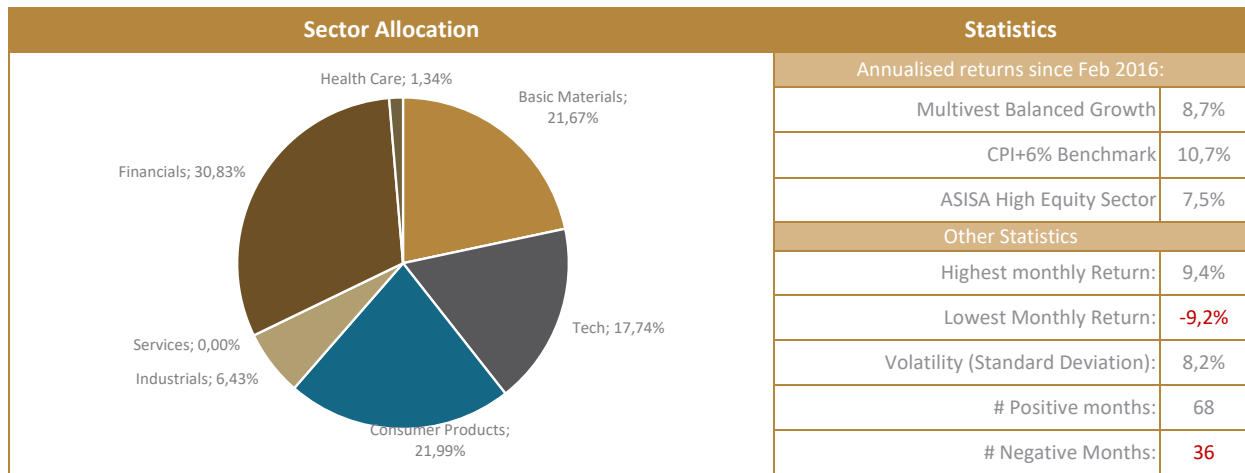
The investor is liable for CGT on any transactions in the units of the underlying unit trusts within the wrap funds. Compulsory investments are not subject to CGT. Performance is calculated using net returns(after fees) of the underlying unit trusts, and quoted excluding wrap fund fees. Performance quoted is pre-tax. Fund performance numbers shown are for a notional portfolio and do not reflect the actual performance of the client invested in the wrap fund due to timing differences of investments or disinvestments of the client. Benchmark returns for CPI are based on actual published returns and an estimated one month return for the month of the report date. ASISA Benchmark returns are the ASISA returns available as at the time of reporting.



**Commentary**

Financial markets took a bit of a breather in October following significant gains in the prior months. The JSE All share Equity index was down almost 1%, which still leaves it up 4.5% over 3 months, 14% over 6 months and a very satisfying 27% over the last year. It is interesting to note that the All-Bond index lost more than 2% for the month. The MSCI World Equity index gained 0.6% in Rand terms for the month. This supports our current strategy that bonds do not offer downside protection in the current environment, as it is driven by the same dynamics as Equity. In the current climate where interest rate policy dictates market returns, offshore assets offer better diversification given the effect of the Rand being seen globally as a risk-on play. It is further supported by the fact that for the first time in years, the Rand trades at a premium to its fair value. We are thus buying non-rand priced assets purely as a risk management tool to limit downside volatility, as South African assets still offer better value on a relative basis. The most important economic release from a South African perspective was the Medium-Term Budget Policy Statement (MTBPS) late in the month. Main takeaways were that Revenue collections was revised down slightly whilst the expenditure profile was raised by R92bn. GDP growth estimates were raised. This means the budget deficits worsened but is expected to stabilise in 2025 whilst growth is looking healthier. No additional bailout funds were made available to State Owned enterprises, which is very encouraging. Long term borrowing has been reduced by R23bn, predominantly as more short-term funding is available. None of this is however enough to persuade rating agencies to change our rating, and overall, a rather dull statement with nothing much that was not expected. In Global markets all eyes are on the US elections which, at the time of writing this, was still “too close to call” according to polls. Results might very well be old news by the time of reading this, but given how very different the candidates are, and the inevitable effect the US has on the rest of the world given its size, it is rather pointless to make predictions at this stage. In a nutshell, Harris is much more sympathetic to geopolitical issues globally and trading with other economies around the globe, whereas Trump aggressively promises to bolster American Companies at the cost to others. a Harris win will consequently be great for the prospects of Emerging countries such as ourselves, and more significantly from a global trade perspective, China. On the day, don’t be surprised though if US companies surge on the announcement of a Trump win.

\*Commentary as at 31 October



**Investment Committee**

The investment committee forms an integral part of the investment management process. The investment committee members are involved in the process of multi management by participating in the Investment Committee Framework (the “Framework”). This Framework provides intermediaries with a platform to share their research and views with qualified investment professionals who will, based on certain constraints, construct a portfolio taking the intermediary’s research into account.

**PERFORMANCE DATA**

**RETURNS ( 3 YEAR AND 5 YEAR ANNUALISED)**

	1 MONTH	6 Months	1 Year	3 Years	5 Years
PORTFOLIO	-0,27%	8,37%	19,13%	8,65%	9,48%
BENCHMARK	-0,42%	8,58%	20,34%	9,16%	9,64%

\*All performance numbers quoted prior to inception are based on the backtested results of current holdings

Multinvest offers structured portfolios as Wrap Funds on the following LISP platforms

Momentum	Ninety One	Old Mutual	Glacier	Sygnia	Allan Gray
----------	------------	------------	---------	--------	------------

The investor is liable for CGT on any transactions in the units of the underlying unit trusts within the wrap funds. Compulsory investments are not subject to CGT. Performance is calculated using net returns(after fees) of the underlying unit trusts, and quoted excluding wrap fund fees. Performance quoted is pre-tax. Fund performance numbers shown are for a notional portfolio and do not reflect the actual performance of the client invested in the wrap fund due to timing differences of investments or disinvestments of the client. Benchmark returns for CPI are based on actual published returns and an estimated one month return for the month of the report date. ASISA Benchmark returns are the ASISA returns available as at the time of reporting.